




ContiguLED[®]

Contiguous, Non-Pixelated Linear LED Light Engine

*Patent Pending

The Hilux ContiguLED linear light engine is a versatile multi-use product that effectively addresses the common problems of “pixelated” light sources and multiple shadowing common with most LED applications.



SPECIFICATIONS

# of LEDs:	108	54
Viewing Angle:	120°	
CCT:	4,100K	3,500K
Input Voltage:	24VDC	
Driver Type:	Constant Voltage	
Dimmable:	Yes	
Current Draw:	0.46A	0.23A
Power Draw:	8.5W	4.1W
Lumen Output:	450	225
Connector Capacity:	5.3A	
Connector Type:	2-Pin	
Max Boards in Series:	11	24
Board Dimensions: (L x W x H)	11.15" x 0.5" x .25"	
Operating Environment:	Dry Environment Only	
Protective Lens:	Available as Option	

Contact Hilux at:
PO Box 206 | Hudsonville, Michigan USA
Office: 616.896.1192 | Fax: 616.896.1194
Email: sales@hiluxled.com
Web: www.hiluxled.com

**hilux**[®]
LED Solutions